

ARMOR-EDGE® JOINT ASSEMBLY

SPALL-FREE CONSTRUCTION JOINTS




Reduce floor and truck maintenance costs by eliminating joint spalling using Armor-Edge® joint assemblies. This is the ideal edge protection solution for high-traffic areas, freezer buildings and floor designs where the construction joints are expected to open up more than 1/8 inch (3 mm), including:

- Shrinkage-compensating concrete
- Post-tensioned concrete
- Steel reinforcement in dosages >0.5 percent by cross-sectional area
- High Volume Synthetic Fibers (HVSF), >7.5 lb./yd.³

Armor-Edge® joint assembly is an engineered system that ensures smooth surface transitions with the square and true profile of cold-finished steel bars. And, you avoid out of joint cracking from restraint with an alignment assembly that yields as the construction joint activates.

Accelerate construction schedules and eliminate the need for highly-skilled on-site labor by eliminating on-site custom fabrication, welding and grinding.

- The fully aligned assembly reliably arrives on-site ready for immediate installation
- Prefabricated crosses and T's tie directly into the joint assembly lengths
- A flat surface to finish against delivered by the specialty steel of the joint assembly bars
- An optional in-built ledge to support joint filler
- Easy adjustment to the correct elevation using mounting brackets, stakes and bolts



Armor-Edge® joint assembly

Performance-Based Engineering

- To minimize cracking, the alignment assembly bolt is designed to strip as the concrete shrinks and the joint activates freely and without restraint
- The edge of the concrete at the joint adjacent to the Armor-Edge® joint assembly is completely protected by the straight and true edges of the Grade 1018 cold-finished steel certified to meet ASTM A108
- For corrosion resistance, the Armor-Edge® joint assembly can be hot-dipped galvanized or can be manufactured from stainless steel Grade 304L or Grade 316L

Armor-Edge® joint assembly is available in three options to meet your needs:

Armor-Edge® joint assembly for new construction

- Simple installation on locally available wood bulkheads or the Diamond Dowel® bulkhead
- Deliver consistent load transfer with the Diamond Dowel® System, which is shipped separately

Armor-Edge® All Steel joint assembly for new construction when consecutive placements are required

- Eliminates stripping with leave-in-place form
- Includes a leave-in-place form embedded with the Diamond Dowel® System to deliver consistent load transfer

Armor-Edge® n2e joint assembly for repairs and transitions from existing to new slabs

- Arrives with eight 3/4" x 12" (20 mm x 300 mm) square dowels for load transfer and eight 3/4" x 7" (20 mm x 175 mm) Square Dowel Clip™ pieces to secure foam on the sides of the square dowels to accommodate slab shrinkage without inducing restraint
- The assembly can be easily bolted to the existing slab using five anchor bolts (that ship with the assembly), installed through holes cut in the side of the assembly extended specifically for this purpose